

# What to Expect at Your First JDT Tournament



## Participant and Tournament Notes

Approximately 2-4 days before each tournament, an email is sent to all tournament participants with tournament information regarding course policies, tee times, tee markers, and other general tournament information.

Please look out for this email as it will communicate all the information players and parents need to know prior to the event.

## Registration

Welcome! You have arrived at the tournament and you are wondering where to go and what to do first...

1. You will need to check in at the registration table with our SCPGA Staff Members! Look for a large blue tent with the SCPGA Junior Tour logo printed on it. When you arrive at the table there will be a staff member there to greet you. Give them your name and your tee time. They will then guide you to the range, where to go to the first tee, and any other course information you need to know that day. They are the first people you want to see upon arrival!
2. Range balls will be provided as well. Please keep in mind that there are a few JDT golf courses that do not have a driving range. That information can be found on the tournament information page for that specific event.

## The First Tee

It is important that all players arrive at the first tee **10 minutes** before their scheduled tee time. There will be a SCPGA staff member at the first tee who will have your scorecard ready for you. They will give you important information regarding course information and set up, which tees to play, and rulings.

If you are late to your tee time, there is a penalty unfortunately. If you are late but show up to the tee ready to play within 5 minutes of your tee time, there is a 2-stroke penalty. If you are more than 5 minutes late to your tee time, the penalty is disqualification.

1. Golf is not only a fun game to play, but it is also a great game to make new friends. Introduce yourself to your other competitors! Give them a handshake or a highfive and let them know who you are.
2. Make sure you can identify your golf ball. It would be hard to play a game when you do not know who is who. Mark your golf ball with a sharpie. You can mark it with dots, your initials, or a line. Let your competitors know which ball you are playing before you tee off.
3. Switch Scorecards! Always make sure you do not have your own scorecard.

### "How do I fill out a scorecard?"

Your scorecard is very important! It is every player's responsibility to keep track of their competitors' scores and also their own after each hole. See below where to write scores:

TIME: \_\_\_\_\_ TEE #: \_\_\_\_\_




NAME: \_\_\_\_\_

COURSE: Newport Beach Golf Course

**OFFICIAL SCORECARD**

**JDT Spring @ Newport Beach I**

February 13, 2021

| Hole         | 1   | 2   | 3  | 4   | 5   | 6   | 7   | 8   | 9   | Total |
|--------------|-----|-----|----|-----|-----|-----|-----|-----|-----|-------|
| Yards        | 146 | 108 | 90 | 294 | 113 | 115 | 279 | 134 | 152 | 1431  |
| Par          | 3   | 3   | 3  | 4   | 3   | 3   | 4   | 3   | 3   | 29    |
| Pace of play |     |     |    |     |     |     |     |     |     |       |

Contestant's signature \_\_\_\_\_

Marker's signature \_\_\_\_\_

Hole \_\_\_\_\_

Marker's score \_\_\_\_\_

\_\_\_\_\_

Write your competitors score here!

Write your score here!

Powered by BlueGolf

Scoring table

You made it! You have completed your round and need to turn your scorecard in before you go home. Find the large blue SCPGA tent again and you will be greeted by one of our staff members.

Make sure you have your scorecard and proceed to the scoring table. Do not swap scorecards with any spectators or your fellow competitors until you arrive at the scoring table.

1. Let the Staff Member know of any ruling questions you had while on the golf course.
2. Check your score with your competitor to make sure it is correct.
3. Check the scores you had for your competitor to make sure their score is correct.  
    \*\*If a score is wrong, make sure everyone is in AGREEMENT, change the score, and make sure the number in the box is correct!  
    Check out [USGA Rule 3.3](#)- if there is a breach in scorekeeping you may be **disqualified**.
4. Sign your own scorecard under "MARKER" and sign your competitors scorecard (the scorecard you kept that day) under "COMPETITOR."
5. Submit it to the Staff Member!

### JDT Caddies

A caddie is only allowed for both the Boys and Girls 5-7 and 8-11 age divisions.

Caddie Guidelines and Rules :

1. Caddies must register online and pass the JDT caddie quiz
2. Have a basic understanding of the game of golf
3. Rake all bunkers and replace divots
4. Assist the player with club selection, pace of play and accurately keep score for each hole played
6. In an effort to help pace of play, caddies are not allowed on the putting green during competition
7. Always wear your JDT caddie badge while on the course

Please [click here](#) for more information regarding JDT caddies which can be found in our JDT Caddies Rules and Regulations form.