

# What to Expect at Your First JDT Tournament



## Participant and Tournament Notes

Before each tournament, an email is sent out to all tournament participants with tournament information regarding course policy, tee times, tee markers, and other general tournament information.

Additionally, a video regarding tournament policy will be listed under each website page highlighting the tournament information.

Please look out for these, as it will communicate all the information players and parents need to know prior to the event.

## Registration

Welcome! You have arrived at the tournament and you are wondering where to go and what to do first...

1. You will need to check in at the registration table with our SCPGA Staff Members! Look for a large blue tent with the SCPGA Junior Tour logo printed on it. When you arrive at the table there will be a Staff Member there to greet you. Give them your name and your tee time. They will then guide you to the range, where to go to the first tee, and any other course information you need to know that day. They are the first people you want to see upon arrival!!
2. Range balls will be provided either on the driving range or you will receive a code to receive your basket.

## The First Tee

It is important and expected by our staff that all players arrive at the first tee **10 minutes** before your scheduled tee time. There will be a Staff Member at the first tee who will have your scorecard ready for you and will

give you all course information regarding important course set up, which tees to play, and rulings.

If you are late to your tee time, penalty's will be given.

1. Golf is not only a fun game to play, but it is also a great game to make new friends. Introduce yourself to your other competitors! Give them a handshake or a highfive and let them know who you are.
2. Make sure you can identify your golf ball. It would be hard to play a game when you do not know who is who. Mark it with a sharpie marker with dots, your initials, or a line. Let your competitors know which ball is yours before you tee off.
3. Switch Scorecards! Always make sure you do not have your own scorecard.

### "How do I fill out a scorecard?"




Your scorecard is very important! It is every player's responsibility to keep track of their competitors' scores and also their own after each hole. See below where to write scores:

TIME: \_\_\_\_\_ TEE #: \_\_\_\_\_

NAME: \_\_\_\_\_

COURSE: Newport Beach Golf Course

**OFFICIAL SCORECARD**  
**JDT Spring @ Newport Beach I**  
February 13, 2021

Hole	1	2	3	4	5	6	7	8	9	Total
Yards	146	108	90	294	113	115	279	134	152	1431
Par	3	3	3	4	3	3	4	3	3	29
Pace of play										

Write your competitors score here!

Contestant's signature \_\_\_\_\_ Marker's signature \_\_\_\_\_

Hole	1	2	3	4	5	6	7	8	9	Total
Marker's score										

Write your score here!

Powered by BlueGolf

### Scoring table

You made it! You have completed your round and need to turn your scorecard in before you go home. Find the large blue tent again and you will be greeted by one of our staff members.

Make sure you have the scorecard you have kept score with and proceed to the scoring table. Do not swap scorecards with any spectators or your fellow competitors.

1. Let the Staff Member know of any ruling questions you had while on the golf course.
2. Check your score with your competitor to make sure it is correct.
3. Check the scores you had for your competitor to make sure their score is correct.  
\*\*If a score is wrong, make sure everyone is in AGREEMENT, change the score, and make sure the number in the box is correct!  
Check out [USGA Rule 3.3](#)- if there is a breach in scorekeeping you may be **disqualified**.
4. Sign your own scorecard under "MARKER" and sign your competitors scorecard (the scorecard you kept that day) under "COMPETITOR."
5. Submit it to the Staff Member!

### Caddies

A Player Caddy is only allowed for both the Boys and Girls 5-7 age division.

Caddie Guidelines and Rules :

1. Have a basic understanding of the game of golf and how each of the fourteen golf clubs are used.
2. Know where your player's ball is at all times: mark its position.
3. Replace or repair all divots.
4. Rake all bunkers and attend the flagstick.
5. Assist players with club selection, pace of play and correct score for each hole played.
6. Never touch a golf ball while it is in play.
7. Always wear your JDT Caddy badge while on the course.